

Scaled data based on original data using
LM-79-08 Approved Method: Electrical and Photometric Measurements of Solid-
State Lighting Products

Test Report Prepared for
Cooper Lighting Solutions
(formerly Eaton)

Brand: STREETWORKS

Report Number: P459378

Luminaire Tested: **GLAN-SA8B-735-U-T3R**

Issue Date: 1/4/2021

Test Information

Test Method: LM-79-08
Report Number: P459378
TEST IS SCALED FROM IESNA LM-79-08 TEST DATA (G3-2011-042-8)
Test Lab: INNOVATION CENTER
Issue Date: 1/4/2021
Manufacturer: COOPER LIGHTING SOLUTIONS (FORMERLY EATON)
Product Line: STREETWORKS
Catalog Number: GLAN-SA8B-735-U-T3R
Description: GALLEON AREA AND ROADWAY LUMINAIRE
(8) 70 CRI, 3500K, 800mA LIGHTSQUARES WITH 16 LEDS EACH AND TYPE III
ROADWAY OPTICS
Light Source: -
Ballast/Driver: ELECTRONIC DRIVER

Summary

Lumens per Lamp: N/A
Luminaire Lumens: 43802 lumens
Efficiency: N/A
Efficacy: 134.8 lumens/watt
Luminous Opening: Rectangular (W 1.5' x L: 1.5' x H: 0')
IES Classification: Type IV - Medium
BUG Rating: B3 - U0 - G5

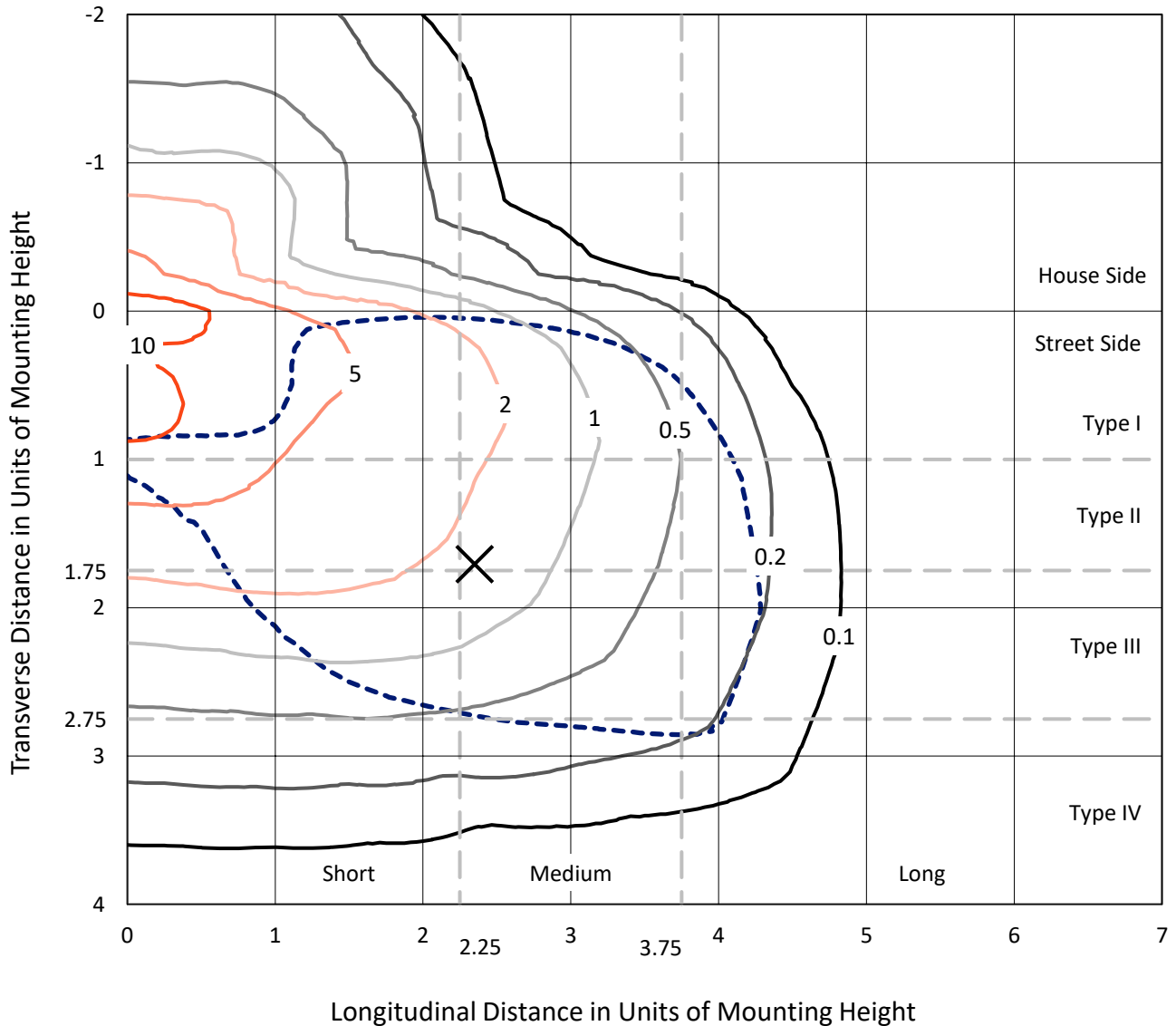
Input Watts (W): 325
Input Voltage (V): NR
Input Current (A_{in}): NR
Voltage Rise (V): NR
Power Factor: NR
Total Harmonic Distortion (THDi): NR
Frequency (hertz): 60
Stabilization Time: NR
Operation Time: NR
Ambient Temperature (°C): NR
Test Distance: 24 FT



REPORT NUMBER: P459378
 CATALOG NUMBER: GLAN-SA8B-735-U-T3R

Iso-Footcandle Lines of Horizontal Illumination

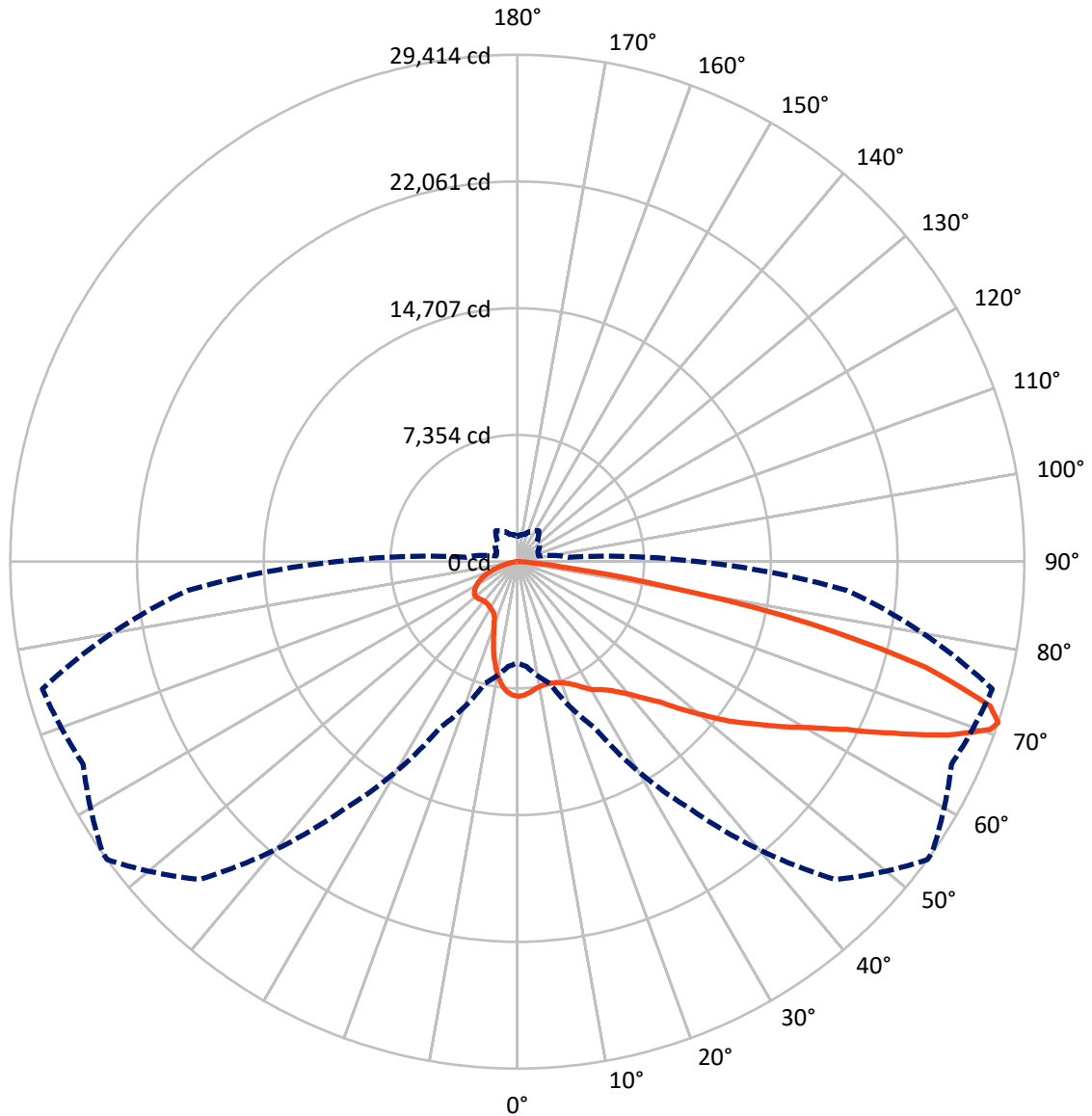
× Max cd
 - - - 1/2 Max cd



Based on 25 foot mounting height. Maximum calculated value = 12.6 fc
 Type IV - Medium - N/A

REPORT NUMBER: P459378
CATALOG NUMBER: GLAN-SA8B-735-U-T3R

Luminous Intensity Polar Plot



— Vertical Plane Through 54-Deg Lateral - - - Horizontal Cone Through 71-Deg Vertical

REPORT NUMBER: P459378

CATALOG NUMBER: GLAN-SA8B-735-U-T3R

FLUX DISTRIBUTION:

		Downward	Upward	Total
House Side	Lumens	7908.2	0.0	7908.2
	% Fixture	18.1	0.0	18.1
Street Side	Lumens	35893.8	0.0	35893.8
	% Fixture	81.9	0.0	81.9
Total	Lumens	43802.0	0.0	43802.0
	% Fixture	100.0	0.0	100.0

ZONAL LUMENS:

Zone	Lumens	% Fixture
0°-10°	696.4	1.6
10°-20°	1838.9	4.2
20°-30°	3061.9	7.0
30°-40°	4527.5	10.3
40°-50°	6377.2	14.6
50°-60°	8539.3	19.5
60°-70°	10763.1	24.6
70°-80°	7351.2	16.8
80°-90°	646.5	1.5
90°-100°	0.0	0.0
100°-110°	0.0	0.0
110°-120°	0.0	0.0
120°-130°	0.0	0.0
130°-140°	0.0	0.0
140°-150°	0.0	0.0
150°-160°	0.0	0.0
160°-170°	0.0	0.0
170°-180°	0.0	0.0
0°-90°	43802.0	100.0
0°-180°	43802.0	100.0

Coefficient of Utilization



REPORT NUMBER: P459378

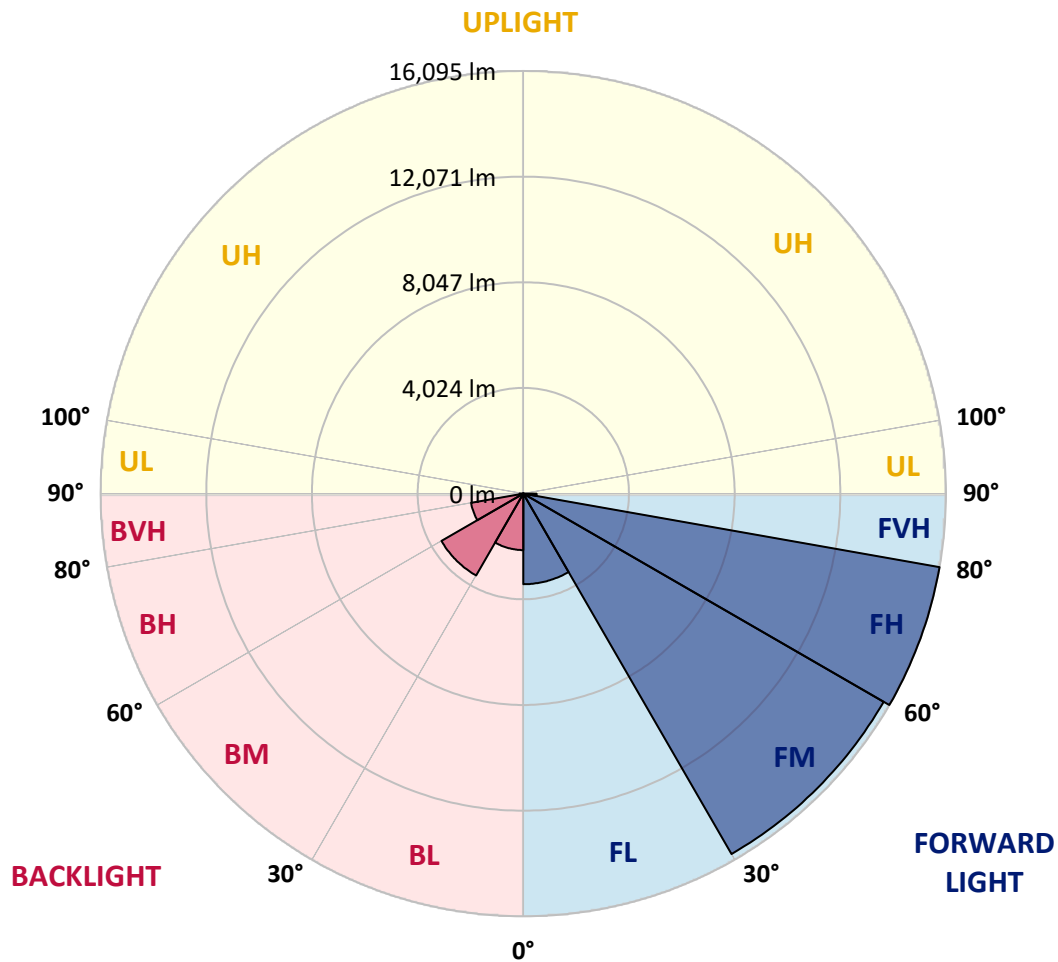
CATALOG NUMBER: GLAN-SA8B-735-U-T3R

LUMINAIRE CLASSIFICATION SYSTEM LUMEN TABLE AND BUG RATING:

Zone	Lumens	% Fixture	Zone Rating/Lumen Limit		
			B	U	G
FL (0°-30°)	3447.9	7.9			
FM (30°-60°)	15846.0	36.2			
FH (60°-80°)	16094.6	36.7			G5
FVH (80°-90°)	505.3	1.2			G4/750
BL (0°-30°)	2149.3	4.9	B3/2500		
BM (30°-60°)	3598.0	8.2	B3/5000		
BH (60°-80°)	2019.7	4.6	B3/2500		G3/2500
BVH (80°-90°)	141.2	0.3			G2/225
UL (90°-100°)	0.0	0.0		U0/0	
UH (100°-180°)	0.0	0.0		U0/0	

BUG Rating: B3-U0-G5

Type IV Medium





REPORT NUMBER: P459378

CATALOG NUMBER: GLAN-SA8B-735-U-T3R

CANDELA DISTRIBUTION (FULL):

	0°	5°	15°	25°	35°	45°	54°	55°	65°	75°	85°
0°	7814.9	7814.9	7814.9	7814.9	7814.9	7814.9	7814.9	7814.9	7814.9	7814.9	7814.9
2.5°	7549.9	7585.4	7594.9	7618.5	7668.2	7708.5	7748.7	7743.9	7800.7	7824.4	7845.7
5°	7214.0	7223.4	7258.9	7306.2	7393.8	7505.0	7613.8	7616.2	7755.8	7867.0	7921.4
7.5°	6967.9	6998.7	7022.3	7072.0	7164.3	7284.9	7457.7	7471.9	7720.3	7940.3	8056.3
10°	6807.0	6842.5	6868.5	6930.0	7022.3	7157.2	7344.1	7370.1	7694.3	8056.3	8259.7
12.5°	6660.3	6695.8	6719.5	6799.9	6920.6	7086.2	7296.8	7327.5	7703.7	8191.1	8482.1
15°	6750.2	6778.6	6769.1	6792.8	6873.3	7062.5	7315.7	7346.5	7739.2	8321.3	8702.2
17.5°	7150.1	7173.7	7095.7	7005.8	6967.9	7107.5	7374.8	7408.0	7810.2	8456.1	8926.9
20°	7739.2	7803.1	7632.7	7431.6	7249.4	7268.4	7497.9	7533.4	7909.6	8591.0	9156.5
22.5°	8505.8	8553.1	8344.9	8013.7	7677.7	7505.0	7682.4	7703.7	8058.6	8766.1	9407.2
25°	9407.2	9435.6	9147.0	8721.1	8236.1	7909.6	7935.6	7973.4	8304.7	8964.8	9629.7
27.5°	10282.7	10372.6	10039.0	9518.5	8879.6	8335.4	8283.4	8307.1	8572.0	9076.0	9783.4
30°	11321.3	11314.3	10961.7	10358.4	9539.7	8799.2	8612.3	8607.5	8716.4	9130.4	9894.6
32.5°	12149.5	12246.5	11901.0	11243.3	10294.5	9279.5	8839.4	8829.9	8827.6	9225.1	10060.3
35°	13091.1	13105.3	12788.3	12125.8	11110.8	9882.8	9156.5	9109.1	9054.7	9428.5	10285.0
37.5°	13933.4	13999.7	13708.7	12965.7	11912.9	10509.8	9591.8	9561.0	9395.4	9781.1	10644.7
40°	14591.2	14640.9	14465.8	13758.3	12703.1	11186.5	10145.4	10088.7	9887.5	10358.4	11125.0
42.5°	14806.5	14908.2	14976.8	14629.0	13611.6	11988.6	10826.9	10755.9	10602.1	11233.8	11678.6
45°	14823.0	14983.9	15345.9	15362.5	14524.9	12949.2	11621.8	11572.1	11560.3	12355.3	12457.0
47.5°	14697.6	14860.9	15469.0	15797.8	15338.8	13919.2	12769.3	12691.3	12698.4	13741.8	13330.1
50°	14394.8	14588.8	15327.0	16077.0	15975.3	14927.1	13980.7	13954.7	14101.4	15324.6	14236.3
52.5°	13824.6	14058.8	15180.3	16252.1	16448.5	15795.5	15357.8	15284.4	15655.9	17042.4	15227.6
55°	12246.5	12599.0	14643.2	16349.1	16898.0	16625.9	16597.5	16730.0	17222.2	18916.2	16318.4
57.5°	11423.1	11688.1	13476.8	16365.7	17465.9	17591.3	18045.5	18078.7	18939.9	20906.0	17551.0
60°	10973.5	11207.8	12838.0	16256.8	18258.5	18786.1	19526.7	19645.0	20617.4	23061.5	18828.7
62.5°	10580.8	10781.9	12454.7	15880.6	19152.8	20558.2	21445.5	21502.3	22522.0	25441.7	20089.8
65°	9655.7	9885.2	11683.3	15504.5	19924.2	22772.8	23991.3	23925.1	24549.7	27495.4	20880.0
67.5°	8408.8	8699.8	10242.4	14205.5	20305.1	25193.3	26858.9	26776.1	26551.3	28841.6	21107.2
70°	6816.5	6972.6	8399.3	11960.2	18783.7	26463.8	29123.2	29035.7	27791.1	29019.1	20033.0
71°	5865.3	6109.0	7313.3	10623.4	17517.9	26075.8	29414.2	29390.6	27793.5	28529.3	19223.8
72.5°	4578.2	4727.3	5792.0	8231.3	14889.3	23870.7	28694.9	28784.9	27190.2	27168.9	17555.8
75°	2896.0	2962.2	3634.2	4845.6	8169.8	16905.1	24495.3	24739.0	24142.7	22238.1	13055.6
77.5°	1682.2	1767.4	2176.7	2855.8	3530.1	9175.4	17527.4	17792.4	16775.0	12244.1	5344.8
80°	979.5	1074.2	1433.8	1658.6	1620.7	3404.7	8924.6	9376.5	7263.6	3092.4	1500.0
82.5°	544.2	608.1	1007.9	1010.3	863.6	1112.0	2808.5	2938.6	2072.6	1246.9	612.8
85°	395.1	447.2	650.7	589.1	414.1	477.9	977.2	1024.5	837.6	525.3	198.7
87.5°	139.6	198.7	357.3	283.9	113.6	99.4	281.6	229.5	212.9	146.7	45.0
90°	0.0	0.0	0.0	0.0	0.0	0.0	0.0	0.0	0.0	0.0	0.0



REPORT NUMBER: P459378
 CATALOG NUMBER: GLAN-SA8B-735-U-T3R

CANDELA DISTRIBUTION (continued):

	90°	95°	105°	115°	125°	135°	145°	155°	165°	175°	180°
0°	7814.9	7814.9	7814.9	7814.9	7814.9	7814.9	7814.9	7814.9	7814.9	7814.9	7814.9
2.5°	7857.5	7862.2	7838.6	7796.0	7753.4	7699.0	7637.5	7590.2	7568.9	7566.5	7564.1
5°	7942.7	7954.5	7864.6	7732.1	7585.4	7405.6	7251.8	7076.7	7031.8	6960.8	6982.1
7.5°	8079.9	8072.8	7895.4	7613.8	7270.7	6889.8	6568.0	6381.1	6187.1	6132.7	6135.1
10°	8276.3	8231.3	7895.4	7372.5	6799.9	6234.4	5784.9	5501.0	5347.2	5219.4	5172.1
12.5°	8484.5	8370.9	7819.7	7034.1	6194.2	5501.0	5018.3	4635.0	4535.6	4431.5	4433.9
15°	8683.3	8494.0	7670.6	6558.6	5541.2	4717.8	4249.4	4019.8	3989.1	4000.9	3998.6
17.5°	8863.1	8581.5	7443.5	6028.6	4779.3	4045.9	3797.4	3814.0	3896.8	3956.0	3963.1
20°	9045.2	8633.6	7105.1	5318.8	4060.1	3638.9	3648.4	3778.5	3903.9	3984.4	3996.2
22.5°	9218.0	8657.2	6707.6	4632.6	3539.5	3466.2	3605.8	3745.4	3868.4	3946.5	3958.3
25°	9331.5	8602.8	6144.5	3915.7	3284.0	3404.7	3551.4	3669.7	3773.8	3854.2	3873.2
27.5°	9362.3	8427.7	5446.6	3336.1	3165.7	3345.5	3480.4	3567.9	3648.4	3724.1	3738.3
30°	9345.7	8169.8	4680.0	2995.4	3097.1	3276.9	3381.0	3444.9	3541.9	3601.1	3612.9
32.5°	9319.7	7869.3	3880.3	2813.2	3040.3	3213.0	3274.6	3331.3	3329.0	3305.3	3321.9
35°	9329.2	7509.7	3232.0	2704.3	2990.6	3165.7	3217.8	3146.8	2943.3	2933.9	2924.4
37.5°	9378.9	7154.8	2761.1	2628.6	2964.6	3158.6	3187.0	2860.5	2680.7	2597.9	2576.6
40°	9506.6	6740.8	2451.2	2571.9	2962.2	3213.0	3047.4	2716.2	2370.7	2209.9	2198.0
42.5°	9677.0	6333.8	2261.9	2536.4	2990.6	3295.8	2990.6	2512.7	2136.5	2041.9	2027.7
45°	9930.1	5867.7	2157.8	2519.8	3033.2	3326.6	2971.7	2363.6	2041.9	1966.2	1966.2
47.5°	10216.4	5422.9	2101.0	2508.0	3087.6	3305.3	2803.7	2316.3	1996.9	2006.4	2051.3
50°	10500.3	5037.2	2058.4	2481.9	3135.0	3293.5	2735.1	2314.0	2008.7	2129.4	2209.9
52.5°	10829.2	4765.1	2006.4	2439.4	3135.0	3217.8	2713.8	2361.3	2041.9	2077.4	2112.8
55°	11226.7	4680.0	1940.1	2347.1	3078.2	3028.5	2702.0	2429.9	2065.5	1982.7	1996.9
57.5°	11752.0	4817.2	1876.2	2231.1	2948.0	2832.1	2697.2	2448.8	2011.1	1942.5	1928.3
60°	12362.4	5089.3	1857.3	2112.8	2770.6	2664.1	2668.9	2394.4	1935.4	1864.4	1876.2
62.5°	12790.6	5252.5	1845.5	2022.9	2576.6	2479.6	2600.2	2328.2	1902.3	1840.8	1852.6
65°	12790.6	5053.8	1736.7	1885.7	2325.8	2257.2	2517.4	2245.3	1859.7	1788.7	1776.9
67.5°	12305.6	4474.1	1571.0	1679.9	2049.0	2004.0	2401.5	2146.0	1795.8	1741.4	1713.0
70°	11042.2	3392.9	1362.8	1438.5	1698.8	1739.0	2252.4	2011.1	1689.3	1623.1	1580.5
71°	10486.1	2955.1	1275.3	1315.5	1563.9	1623.1	2181.5	1954.3	1642.0	1547.4	1471.7
72.5°	9414.3	2489.0	1142.8	1159.3	1336.8	1443.3	2032.4	1845.5	1552.1	1417.2	1332.1
75°	7152.4	1817.1	920.4	910.9	989.0	1145.1	1720.1	1644.4	1360.5	1178.3	1128.6
77.5°	3090.0	989.0	688.5	695.6	671.9	868.3	1353.4	1412.5	1166.4	958.2	913.3
80°	936.9	570.2	470.8	480.3	449.5	582.0	953.5	1107.3	936.9	745.3	683.8
82.5°	480.3	340.7	321.8	317.0	286.3	328.9	577.3	757.1	669.6	466.1	411.7
85°	208.2	182.2	158.5	153.8	134.9	118.3	205.8	378.6	354.9	260.3	248.4
87.5°	52.1	47.3	30.8	28.4	16.6	2.4	0.0	0.0	0.0	0.0	0.0
90°	0.0	0.0	0.0	0.0	0.0	0.0	0.0	0.0	0.0	0.0	0.0

(END OF REPORT)